


History

Questionnaire Detail

Savannah College of Art and Design

Annual Statistical Report and Interim Progress Report submission for 2021 
Report has been submitted 0 times.
 PART I - ANNUAL STATISTICAL REPORT

Section A SECTION A. INSTITUTIONAL CHARACTERISTICS


This section captures aggregated information about the home institution for each architecture program. Wherever possible, this information should be the same as that reported by the institution to IPEDS in its most recent Institutional Characteristics report or Completion report.

1. Program Contact Information

Institution Name:	Savannah College of Art and Design	<u>In order to modify your organization information please contact NAAB via E-mail at forum@naab.org.</u>
Academic Unit:	School of Building Arts	
Address:	229 Martin Luther King Blvd. PO Box 3146 Savannah, GA 31402-3146	<p>2. Institution Type: Using the definitions below, please select the appropriate Institution Type that matches that of your institution.</p> <p>Public: An educational institution whose <u>programs</u> and activities are operated by publicly elected or appointed school officials and which is supported primarily by public funds.</p>
Architecture Program Tel. No:	912.525.6876	
Architecture Program School Fax No:	912.525.5986	
Architecture Program School URL:	http://www.scad.edu	
NAAB Region:	Mid Atlantic	

Private not-for-profit: A private institution in which the individual(s) or agency in control receives no compensation, other than wages, rent, or other expenses for the assumption of risk. These include both independent not-for-profit schools and those affiliated with a religious organization.

Private for-profit: A private institution in which the individual(s) or agency in control receives compensation other than wages, rent, or other expenses for the assumption of risk.

Private Not for profit 

3. Carnegie Classification

a. Basic Classification

Undergraduate Instructional Program Spec/Arts: Schools of art, music, and design
 (Special focus institution) Southern Association of Colleges and Schools (SACS) 

Graduate Instructional Program: (Special focus institution)

Size and Setting (Special focus institution)
 Mid Atlantic 

Questions 6, 7, and 8 regarding Contact Information.

6. Who has direct administrative responsibility for the architecture program?

Name	Dr. Geoffrey Taylor	7. To whom should inquiries regarding this questionnaire be addressed?
Title	Dean, School of Building Arts	
Office Phone Number	912-525-6049	

Fax Number 912-525-6904
Email Address gtaylor@scad.edu
Name Anthony Cissell, AIA
Title Chair of Architecture
Office Phone Number 912-525-6808
Fax Number 912-525-6904
Email Address acissell@scad.edu
Name Maria Lasiter
Title Director of Institutional Research
Office Phone Number 912-525-5849
Fax Number 912-525-6200
Email Address mlasiter@scad.edu

8. Who is the administrator responsible for verifying data (and completing IPEDS reports) at your institution?



Section B

SECTION B. NAAB-ACCREDITED ARCHITECTURE PROGRAMS

This section captures information about the specific NAAB-accredited degree programs offered by the institution, unless otherwise noted in the instructions.

1. Degree Programs

a. Which NAAB-accredited / candidate degree programs were offered during

the last fiscal year?

Note: Choices made in this question will adjust the ARS accordingly.

Accredited

B. Architecture



M. Architecture

X

D. Architecture



Candidate

B. Architecture



M. Architecture



D. Architecture



b. Did your institution offer any pre-professional architecture degree programs during the last fiscal year?

For pre-professional degrees, if you do not offer any of the ones listed below, please be sure to select "no" or else the system will consider this question left blank and an error message will occur upon submission.

Pre-professional architecture degrees - The term refers to architecturally-focused four-year degrees that are not accredited by NAAB. These degrees have such titles as B.S. in Architecture, B.S. in Architectural Studies, B.A. in Architecture, Bachelor of Environmental Design, or Bachelor of Architectural Studies. The amount of work in architecture in the program may vary from institution to institution and will determine the length of time required to complete the professional program.

Yes

If YES, please indicate Yes or No for each listed select degree from menu and provide full degree title in comments field. If the degree offered is not listed, please provide full degree title in comments field.

Degree Type	Available?	Full Degree Title
Bachelor of Architectural Studies	No	
Bachelor of Arts	No	
Bachelor of Design	No	
Bachelor of Environmental Design	No	
Bachelor of Fine Arts	Yes	Architecture
Bachelor of Science	No	
Other	No	



c. Did your institution offer any post-professional architecture degree programs during the last fiscal year?

Post-professional architecture degrees - These are graduate degrees offered to students who already have a professional degree in architecture. These degree programs are not accredited by NAAB. The degrees may be in highly specialized areas of study such as design theory, health care facilities, preservation, interior design or solar design. This type of degree can be either a Master's degree, or, in a few cases, a Ph. D. or Doctorate.

No

If YES, please provide full degree title.

Full Degree Title



d. What is the Classification of Instructional Programs (CIP) Code assigned to your accredited degree program(s)?

B. Architecture

2. Does your

M. Architecture 04.0902

D. Architecture

institution have plans to initiate any new NAAB-accredited degree programs?

Note: If yes, a report is required for PART II – Please contact the NAAB.

No

3. Does your institution have plans to discontinue any of its NAAB-accredited degree programs?

Note: If yes, a report is required for PART II – Please contact the NAAB.

No

4. What academic year calendar type does your institution have?

3 Quarters

If other, please indicate:



5. Articulation Agreements

Does the architecture program have articulation agreements with local community colleges?

No

If yes, how many articulation agreements does the program have?

Does the articulation agreement include the B. Arch. degree program?

Is the articulation agreement for a four-year preprofessional degree?

6. Credit hours for completion of each program:

The degree programs listed in this section are dependent on your selection in Section B, Question 1a.


a. Indicate the total number of credit hours taken at your institution to earn each NAAB accredited/candidate degree offered by your institution.

B. Architecture:

M. Architecture undergraduate (five years, no baccalaureate degree awarded prior):

M. Architecture Pre-Professional (degree designed for candidates who have a pre-professional degree in architecture): 270



M. Architecture Non-Pre-Professional (degree designed for candidates who have an undergraduate degree in a discipline other than architecture): 

D. Architecture: 

b. By degree, what is the distribution of credit hours in the following: General Education, Professional, and Electives?

B. Architecture

General Education:



Professional:



Electives:



M. Architecture undergraduate (five years, no baccalaureate degree awarded prior)

General Education:



Professional:



Electives:



M. Architecture Pre-Professional (degree designed for candidates who have a pre-professional degree in architecture)

General Education:

90 

Professional:

170 

Electives:

10 

M. Architecture Non-Pre-Professional (degree designed for candidates who have an undergraduate degree in a discipline other than architecture)

General Education:



Professional:



Electives:



D. Architecture

General Education:



Professional:



Electives:



7. Online classes offered for each program:

a. Indicate whether online classes are offered. 

B. Architecture

No

- Percentage of Classes Offered

0

- Online Classes List

8. Average credit hours per student per term by degree program:

B. Architecture:



M. Architecture undergraduate (five years, no baccalaureate degree awarded prior):



- Can the degree be completed online?

M. Architecture

No

- Percentage of Classes Offered

0

- Online Classes List

- Can the degree be completed online?

D. Architecture

No

- Percentage of Classes Offered

0

- Online Classes List

- Can the degree be completed online?

M. Architecture Pre-Professional (degree designed for candidates who have a pre-professional degree in architecture): 10
M. Architecture Non-Pre-Professional (degree designed for candidates who have an undergraduate degree in a discipline other than architecture):
Average credit hours per term for D.

Architecture
9. Is your degree program(s) offered in whole, or in part, at more than one campus or location?

Exclude those locations where only 1 course is offered (e.g., an urban design center) and include any location where students can complete at least 45% of the curriculum.

No
If YES, please provide location and credit hours offered.

City and State	Country	Credit Hours
----------------	---------	--------------



10. COVID-19 Supplement

To better understand the impact of the COVID-19 pandemic on programs, the NAAB will be asking four open-ended questions. To better capture these narrative responses, these questions will be collected via SurveyMonkey. Please access the survey, which will open in a new tab, at <https://www.surveymonkey.com/r/naab2021annualreport>. Upon completion, you will be provided with an eight character code. Please copy that code, and paste it as the answer to this question to confirm you have completed the supplement.

R5B1WXLD

Section C

SECTION C. TUITION, FEES AND FINANCIAL SUPPORT FOR STUDENTS IN NAAB-ACCREDITED PROGRAMS

1. Tuition is defined as “the amount of money charged to students for instructional services. Tuition may be charged per credit, per term, or per academic year.”

For part-time tuition rates, include the cost per credit or course.

a. What were the total annual tuition and fees for the NAAB-accredited degree program(s) for the last academic year? This should be the sum of all required semesters/quarters.

If your institution does not differentiate between in-state and out-of-state tuition, please list your tuition under out-of-state.

M. Architecture

If this section is not applicable, please enter all zeros (0).

	Tuition	Fees
Full-Time Student	872	500
Part-Time Student	872	500



b. Does the institution offer discounted or differential tuition for a NAAB-accredited degree program?No

c. Is a summer session required for any portion of your accredited degree program(s)?No

If yes, what is the additional tuition and fees for the summer program?

Tuition	Fees
Full-Time Student	
0	0
Part-Time Student	
0	0



d. Does the institution offer discounted or differential tuition for summer courses for a NAAB-accredited degree program?

No

Additional Comments

Please provide any comments on Question 1 Tuition and Fees to explain any special circumstances that impact tuition and fees.



2. Financial Aid

a. What percentage of students received financial aid at both the institutional and architecture program levels (grants, loans, assistantships, scholarships, fellowships, tuition waivers, tuition discounts, veteran’s benefits, employer aid [tuition reimbursement] and other monies [other than from relatives/friends] provided to students to meet expenses)?

This includes Title IV subsidized and unsubsidized loans provided directly to student) provided by the institution to students enrolled in each program(s) leading to a NAAB accredited degree during the last fiscal year.

b. What percentage of students are Pell Grant eligible?

Percentages of students receiving aid		Average amount by types of aid
a. Institution		
Federal Grants	22	\$7,976.00
State/Local Grants	12	\$4,184.00
Institutional Grants	83	\$7,528.00
Student Loans	37	\$14,040.00
b. Architecture Program		
Federal Grants	22	\$8,038.00
State/Local Grants	10	\$5,134.00
Institutional Grants	79	\$8,657.00
Student Loans	35	\$15,187.00



Architecture Program	Percentages of students eligible for Pell Grant
All Programs	16
B. Arch	0
M. Arch	0
D. Arch	0



3. Graduate Assistantships

What was the total number of graduate-level students employed on a part-time basis for the primary purpose of assisting in classroom or laboratory instruction or in the conduct of research during the last fiscal year (July 1 – June 30) within the NAAB-accredited programs offered by your institution?

Include the number of graduate-level students employed for the full fiscal year. Please include: graduate assistant, teaching assistant, teaching associate, teaching fellow or research assistant in your calculation.

a. How many graduate assistantships were awarded during the last fiscal year?0



b. What do graduate assistants receive?

Stipend?

Amount:



Tuition Remission?



If tuition, how much?



If credit hours, how many?



Section D

SECTION D. STUDENT CHARACTERISTICS FOR NAAB-ACCREDITED AND PREPROFESSIONAL PROGRAMS

1. First year students/entering students:

Indicate the number of individuals who enrolled during the last fiscal year. Exclude readmitted students who were counted as enrolled in a prior year). Information about ethnicity must be based on self-identification information provided by the individual.

Please fill out these tables completely, entering 0 for blanks. Please use whole, positive integers and do not include '\$' or ',' A person can only be counted in one group.

M. Architecture Total Entering Students:



	Male		Female		Total		Grand Total
	Full-Time	Part-Time	Full-Time	Part-Time	Full-Time	Part-Time	
American Indian or Alaska Native	0	0	0	0	0	0	0
Asian	0	0	0	0	0	0	0
Native Hawaiian or other Pacific Islander	0	0	0	0	0	0	0
Black or African American	0	0	1	0	1	0	1
Hispanic/Latino	0	0	0	0	0	0	0
White	4	0	4	0	8	0	8
Two or more races	0	0	0	0	0	0	0
Nonresident alien	5	1	2	3	7	4	11
Race and ethnicity unknown	0	0	0	0	0	0	0
TOTAL	9	1	7	3	16	4	20



Pre-Professional Total Entering Students:



Pre-Professional Entering Students

	Male		Female		Total		Grand Total
	Full-Time	Part-Time	Full-Time	Part-Time	Full-Time	Part-Time	
American Indian or Alaska Native	0	0	0	0	0	0	0
Asian	0	1	3	0	3	1	4
Native Hawaiian or other Pacific Islander	0	0	0	0	0	0	0
Black or African American	3	0	3	0	6	0	6
Hispanic/Latino	1	0	9	0	10	0	10
White	13	0	15	0	28	0	28
Two or more races	0	0	0	0	0	0	0
Nonresident alien	1	1	11	2	12	3	15
Race and ethnicity unknown	2	0	4	1	6	1	7
TOTAL	20	2	45	3	65	5	70



2. Total undergraduate/graduate architecture enrollment in NAAB accredited program by race/ethnicity:

Please fill out these tables completely, entering 0 for blanks. Please use whole, positive integers and do not include '\$' or ',' A person can only be counted in one group.

M. Architecture Total Enrollment:



	Male		Female		Total		Grand Total
	Full-Time	Part-Time	Full-Time	Part-Time	Full-Time	Part-Time	
American Indian or Alaska Native	1	0	0	0	1	0	1
Asian	0	0	0	0	0	0	0
Native Hawaiian or other Pacific Islander	0	0	1	0	1	0	1
Black or African American	1	0	3	0	4	0	4
Hispanic/Latino	1	0	0	0	1	0	1
White	5	0	7	0	12	0	12
Two or more races	0	0	0	0	0	0	0
Nonresident alien	15	2	18	3	33	5	38
Race and ethnicity unknown	1	0	2	0	3	0	3
TOTAL	24	2	31	3	55	5	60



Pre-Professional Total Enrollment:



Pre-Professional Students in Programs

	Male		Female		Total		Grand Total
	Full-Time	Part-Time	Full-Time	Part-Time	Full-Time	Part-Time	
American Indian or Alaska Native	0	0	1	0	1	0	1
Asian	1	1	11	0	12	1	13
Native Hawaiian or other Pacific Islander	0	0	0	0	0	0	0
Black or African American	9	1	15	1	24	2	26
Hispanic/Latino	9	0	26	1	35	1	36
White	72	0	64	1	136	1	137
Two or more races	0	0	0	0	0	0	0
Nonresident alien	26	10	54	6	80	16	96
Race and ethnicity unknown	3	0	10	1	13	1	14
TOTAL	120	12	181	10	301	22	323



Section E

SECTION E. DEGREES AWARDED

The information requested in this section should be provided by the unit within the institution responsible for submitting the annual Completion Report to the National Center for Education Statistics and IPEDS.

1. What is the total number of NAAB-accredited degrees that were awarded in the last fiscal year?

M. Architecture

	Male	Female	Total	Grand Total
American Indian or Alaska Native	1	0	1	1
Asian	0	0	0	0
Native Hawaiian or other Pacific Islander	0	1	1	1
Black or African American	1	0	1	1

Hispanic/Latino	0	0	0	0
White	1	1	2	2
Two or more races	0	0	0	0
Nonresident alien	5	11	16	16
Race and ethnicity unknown	1	2	3	3
TOTAL	9	15	24	24



Pre-Professional Degrees Awarded

	Male	Female	Total	Grand Total
American Indian or Alaska Native	0	0	0	0
Asian	0	1	1	1
Native Hawaiian or other Pacific Islander	0	0	0	0
Black or African American	1	5	6	6
Hispanic/Latino	0	6	6	6
White	12	13	25	25
Two or more races	0	0	0	0
Nonresident alien	2	9	11	11
Race and ethnicity unknown	0	0	0	0
TOTAL	15	34	49	49



2. Time to Completion:

The amount of time necessary for a student to complete all requirements for a degree or certificate according to the institution's catalog.

M. Architecture undergraduate (five years, no baccalaureate degree awarded prior)

a. Time to completion equals the total number of semesters/quarters to complete the degree.



b. Percentage of students who graduate.



M. Architecture Pre-Professional (degree designed for candidates who have a pre-professional degree in architecture)

a. Time to completion equals the total number of semesters/quarters to complete the degree



b. Percentage of students who graduate.

79

M. Architecture Non-Pre-Professional (degree designed for candidates who have an undergraduate degree in a discipline other than architecture)

a. Time to completion equals the total number of semesters/quarters to complete the degree



b. Percentage of students who graduate.



Section F

SECTION F. RESOURCES FOR NAAB-ACCREDITED PROGRAMS

This section captures information on the resources of NAAB-accredited degree programs.

1. Total number of permanent workstations (studio desks) that can be assigned to students enrolled in design studios:

Main campus

740

2. Are your students required to have a laptop computer?

No 

3. Any portion of program offered online? (NAAB accredited program only)

No

Credit Hours


0

4. Please indicate which of the following learning resources are available to all students enrolled in NAAB-accredited degree program(s):

Resource Type	Available?
Shop	Yes
Computer Facilities (Lab)	Yes
Computer Output Facilities (Plotters, Specialized plotting)	Yes
Digital Fabrication Facilities	Yes
Wireless Network	Yes
Image Collection (Slide Library)	Yes
Photo Studio/Darkroom	Yes
Lecture Series	Yes
Gallery/Exhibits	Yes
Other	No


If other resources are available, please describe: 

5. Financial Resources

a. Total revenue from all sources (if you have more than one degree program, please include the financial resources for both programs combined) 18130 

b. Expenditures


i. Instruction

2647335 

ii. Capital

2917654 

iii. Overhead

3577192 

c. Per Student Expenditure: What is the average per student expenditure for students enrolled in a NAAB-accredited degree program?

This is the total amount of goods and services, per student, used to produce the educational services provided by the NAAB-accredited program.

i. Instruction + Overhead / FTE Enrollment

20888 **Section G**

SECTION G. HUMAN RESOURCE SUMMARY (Architecture Program)

1. Credit Hours Taught

(Please include the actual number of credit hours taught as a whole, broken down by faculty type, in the accredited program.)

Please enter the total for the full academic year

i. Total credit hours taught by full-time instructional faculty:

1075 

ii. Total credit hours taught by part-time instructional faculty:

50 

iii. Total credit hours taught by adjunct faculty:

0 

2. Instructional Faculty

a. Full-time Instructional Faculty

Those members of the instructional/research staff who are employed full time and whose major assignment is instruction, including those with release time for research. Includes full-time faculty for whom it is not possible to differentiate between teaching, research, and public service because each of these functions is an integral component of his/her regular assignment.

Professor

	Tenured		Tenure-Track		Non-Tenure Track		TOTAL		Grand Total
	Male	Female	Male	Female	Male	Female	Male	Female	
American Indian or Alaska Native	0	0	0	0	0	0	0	0	0
Asian	0	0	0	0	3	0	3	0	3
Native Hawaiian or other Pacific Islander	0	0	0	0	0	0	0	0	0
Black or African American	0	0	0	0	0	0	0	0	0
Hispanic/Latino	0	0	0	0	1	0	1	0	1
White	0	0	0	0	11	8	11	8	19
Two or more races	0	0	0	0	0	0	0	0	0
Nonresident alien	0	0	0	0	1	0	1	0	1
Race and ethnicity unknown	0	0	0	0	0	0	0	0	0
TOTAL	0	0	0	0	16	8	16	8	24



Associate Professor

	Tenured		Tenure-Track		Non-Tenure Track		TOTAL		Grand Total
	Male	Female	Male	Female	Male	Female	Male	Female	
American Indian or Alaska Native	0	0	0	0	0	0	0	0	0
Asian	0	0	0	0	0	0	0	0	0
Native Hawaiian or other Pacific Islander	0	0	0	0	0	0	0	0	0
Black or African American	0	0	0	0	0	0	0	0	0
Hispanic/Latino	0	0	0	0	0	0	0	0	0
White	0	0	0	0	0	0	0	0	0
Two or more races	0	0	0	0	0	0	0	0	0
Nonresident alien	0	0	0	0	0	0	0	0	0
Race and ethnicity unknown	0	0	0	0	0	0	0	0	0
TOTAL	0	0	0	0	0	0	0	0	0



Assistant Professor

	Tenured		Tenure-Track		Non-Tenure Track		TOTAL		Grand Total
	Male	Female	Male	Female	Male	Female	Male	Female	
American Indian or Alaska Native	0	0	0	0	0	0	0	0	0
Asian	0	0	0	0	0	0	0	0	0
Native Hawaiian or other Pacific Islander	0	0	0	0	0	0	0	0	0
Black or African American	0	0	0	0	0	0	0	0	0
Hispanic/Latino	0	0	0	0	0	0	0	0	0
White	0	0	0	0	0	0	0	0	0
Two or more races	0	0	0	0	0	0	0	0	0
Nonresident alien	0	0	0	0	0	0	0	0	0
Race and ethnicity unknown	0	0	0	0	0	0	0	0	0
TOTAL	0	0	0	0	0	0	0	0	0



b. Part-Time Instructional Faculty

Professor

	Tenured		Tenure-Track		Non-Tenure Track		TOTAL		Grand Total
	Male	Female	Male	Female	Male	Female	Male	Female	
American Indian or Alaska Native	0	0	0	0	0	0	0	0	0

Asian	0	0	0	0	0	0	0	0	0
Native Hawaiian or other Pacific Islander	0	0	0	0	0	0	0	0	0
Black or African American	0	0	0	0	0	0	0	0	0
Hispanic/Latino	0	0	0	0	0	1	0	1	1
White	0	0	0	0	6	0	6	0	6
Two or more races	0	0	0	0	0	0	0	0	0
Nonresident alien	0	0	0	0	0	0	0	0	0
Race and ethnicity unknown	0	0	0	0	0	0	0	0	0
TOTAL	0	0	0	0	6	1	6	1	7



Associate Professor

	Tenured		Tenure-Track		Non-Tenure Track		TOTAL		Grand Total
	Male	Female	Male	Female	Male	Female	Male	Female	
American Indian or Alaska Native	0	0	0	0	0	0	0	0	0
Asian	0	0	0	0	0	0	0	0	0
Native Hawaiian or other Pacific Islander	0	0	0	0	0	0	0	0	0
Black or African American	0	0	0	0	0	0	0	0	0
Hispanic/Latino	0	0	0	0	0	0	0	0	0
White	0	0	0	0	0	0	0	0	0
Two or more races	0	0	0	0	0	0	0	0	0
Nonresident alien	0	0	0	0	0	0	0	0	0
Race and ethnicity unknown	0	0	0	0	0	0	0	0	0
TOTAL	0	0	0	0	0	0	0	0	0



Assistant Professor

	Tenured		Tenure-Track		Non-Tenure Track		TOTAL		Grand Total
	Male	Female	Male	Female	Male	Female	Male	Female	
American Indian or Alaska Native	0	0	0	0	0	0	0	0	0
Asian	0	0	0	0	0	0	0	0	0
Native Hawaiian or other Pacific Islander	0	0	0	0	0	0	0	0	0
Black or African American	0	0	0	0	0	0	0	0	0
Hispanic/Latino	0	0	0	0	0	0	0	0	0
White	0	0	0	0	0	0	0	0	0
Two or more races	0	0	0	0	0	0	0	0	0
Nonresident alien	0	0	0	0	0	0	0	0	0
Race and ethnicity unknown	0	0	0	0	0	0	0	0	0
TOTAL	0	0	0	0	0	0	0	0	0



c. Adjunct Faculty

Non-tenure track faculty service in a temporary or auxiliary capacity to teach specific courses on a course-by-course basis. Includes both faculty who are hired to teach an academic degree-credit course and those hired to teach a remedial, developmental or ESL course; whether the later three categories earn college credit is immaterial. Excludes regular part-time faculty, graduate assistants, full-time professional staff who may teach individual courses (such as the dean or academic advisor) and appointees who teach non-credit courses exclusively).

Please fill out these tables completely, entering 0 for blanks. Please use whole, positive integers and do not include dollar signs (\$) or commas. A person can only be counted in one group.

	TOTAL		
	Male	Female	Grand Total
American Indian or Alaska Native	0	0	0
Asian	0	0	0
Native Hawaiian or other Pacific Islander	0	0	0
Black or African American	0	0	0

Hispanic/Latino	0	0	0
White	0	0	0
Two or more races	0	0	0
Nonresident alien	0	0	0
Race and ethnicity unknown	0	0	0
TOTAL	0	0	0



3. Faculty Credentials:

Include adjuncts only if the adjuncts are considered Professor, Associate Professor or Assistant Professor.
Faculty Credentials

	Professor		Associate Professor		Assistant Professor		Instructor		Grand Total
	Male	Female	Male	Female	Male	Female	Male	Female	
D. Arch. (accredited)	1	0	0	0	0	0	0	0	1
M. Arch. (accredited)	9	2	0	0	0	0	0	0	11
B. Arch. (accredited)	0	0	0	0	0	0	0	0	0
Ph.D. in architecture	1	0	0	0	0	0	0	0	1
Ph.D. in other discipline	1	0	0	0	0	0	0	0	1
Post-professional graduate degree in architecture	0	0	0	0	0	0	0	0	0
Other degrees	3	4	0	0	0	0	0	0	7
Registered in U.S. Jurisdiction	7	3	0	0	0	0	0	0	10
TOTAL	22	9	0	0	0	0	0	0	31



4. Average annual salaries

Please fill out these tables completely, entering 0 for blanks. Please use whole, positive integers, and do not include dollar signs (\$) or commas. A person can only be counted in one group.

	Number	Minimum	Average	Maximum	Univ. Average
Professor	58987	93176	124085	87340	
Associate Professor	0	0	0	0	
Assistant Professor	0	0	0	0	
Instructor	0	0	0	0	

