

2021 EADA Survey

Institution: (140951)

User ID: E1409511

Screening Questions

Please answer these questions carefully as your responses will determine which subsequent data entry screens are appropriate for your institution.

1. How will you report Operating (Game-day) Expenses?

- By Team Per Participant

2. Select the type of varsity sports teams at your institution.

- Men's Teams
- Women's Teams
- Coed Teams

3. Do any of your teams have assistant coaches?

- Yes
- Men's Teams
- Women's Teams
- Coed Teams
- No

If you save the data on this screen, then return to the screen to make changes, note the following:

- 1) If you select an additional type of team remember to include associated data for that type of team on subsequent screens;
- 2) If you delete a type of team but have already entered associated data on other screens, all associated data for that type of team will be deleted from subsequent

screens. However, because the survey system has to recalculate the totals, you must re-save every screen.

Sports Selection - Men's, Women's and Coed Teams

Select the varsity sports teams at your institution.

Sport	Men's	Women's	Coed	Sport	Men's	Women's	Coed
Archery	<input type="checkbox"/>	<input type="checkbox"/>	<input type="checkbox"/>	Badminton	<input type="checkbox"/>	<input type="checkbox"/>	<input type="checkbox"/>
Baseball	<input type="checkbox"/>			Basketball	<input type="checkbox"/>	<input type="checkbox"/>	<input type="checkbox"/>
Beach Volleyball	<input type="checkbox"/>	<input type="checkbox"/>	<input type="checkbox"/>	Bowling	<input checked="" type="checkbox"/>	<input checked="" type="checkbox"/>	<input type="checkbox"/>
Cross Country	<input type="checkbox"/>	<input type="checkbox"/>	<input type="checkbox"/>	Diving	<input type="checkbox"/>	<input type="checkbox"/>	<input type="checkbox"/>
Equestrian	<input type="checkbox"/>	<input type="checkbox"/>	<input checked="" type="checkbox"/>	Fencing	<input type="checkbox"/>	<input type="checkbox"/>	<input type="checkbox"/>
Field Hockey		<input type="checkbox"/>		Football	<input type="checkbox"/>		
Golf	<input checked="" type="checkbox"/>	<input checked="" type="checkbox"/>	<input type="checkbox"/>	Gymnastics	<input type="checkbox"/>	<input type="checkbox"/>	<input type="checkbox"/>
Ice Hockey	<input type="checkbox"/>	<input type="checkbox"/>	<input type="checkbox"/>	Lacrosse	<input checked="" type="checkbox"/>	<input checked="" type="checkbox"/>	<input type="checkbox"/>
Rifle	<input type="checkbox"/>	<input type="checkbox"/>	<input type="checkbox"/>	Rodeo	<input type="checkbox"/>	<input type="checkbox"/>	<input type="checkbox"/>
Rowing	<input type="checkbox"/>	<input type="checkbox"/>	<input type="checkbox"/>	Sailing	<input type="checkbox"/>	<input type="checkbox"/>	<input type="checkbox"/>
Skiing	<input type="checkbox"/>	<input type="checkbox"/>	<input type="checkbox"/>	Soccer	<input type="checkbox"/>	<input type="checkbox"/>	<input type="checkbox"/>
Softball		<input type="checkbox"/>		Squash	<input type="checkbox"/>	<input type="checkbox"/>	<input type="checkbox"/>
Swimming	<input type="checkbox"/>	<input type="checkbox"/>	<input type="checkbox"/>	Swimming and Diving (combined)	<input type="checkbox"/>	<input type="checkbox"/>	<input type="checkbox"/>
Synchronized Swimming		<input type="checkbox"/>		Table Tennis	<input type="checkbox"/>	<input type="checkbox"/>	<input type="checkbox"/>
Team Handball	<input type="checkbox"/>	<input type="checkbox"/>	<input type="checkbox"/>	Tennis	<input checked="" type="checkbox"/>	<input checked="" type="checkbox"/>	<input type="checkbox"/>

Track and Field (Indoor)	<input type="checkbox"/>	<input type="checkbox"/>	<input type="checkbox"/>	Track and Field (Outdoor)	<input checked="" type="checkbox"/>	<input checked="" type="checkbox"/>	<input type="checkbox"/>
Track and Field and Cross Country (combined)	<input type="checkbox"/>	<input type="checkbox"/>	<input type="checkbox"/>	Volleyball	<input type="checkbox"/>	<input type="checkbox"/>	<input type="checkbox"/>
Water Polo	<input type="checkbox"/>	<input type="checkbox"/>	<input type="checkbox"/>	Weight Lifting	<input type="checkbox"/>	<input type="checkbox"/>	<input type="checkbox"/>
Wrestling	<input type="checkbox"/>	<input type="checkbox"/>	<input type="checkbox"/>	Other Sports (Specify sports in the caveat box.)*	<input type="checkbox"/>	<input type="checkbox"/>	<input type="checkbox"/>

Caveat:

The caveat on this screen is for internal use and does not appear on the EADA Dissemination Website (public site). If you want information to appear on the public site, enter it on the Athletic Participation screen.

Several SCAD athletic teams had canceled seasons due to COVID-19: Cross Country, Cycling, Fencing, Indoor Track and Field, Soccer, and Swimming and are not reflected in the above listing per Appendix A, page 85, of the EADA user Guide.

* If you indicated in the caveat box that your other sports are Dancing and/or Cheerleading, please specify in the caveat box that these are competitive varsity teams (i.e., not pep squads).

If you save the data on this screen, then return to the screen to make changes, note the following:

- 1) If you select an additional team remember to include associated data for that sport on subsequent screens;
- 2) If you delete a sport but have already entered associated data on other screens, all associated data for that sport will be deleted from subsequent screens. However, because the survey system has to recalculate the totals, you must re-save every screen.

Athletics Participation - Men's, Women's and Coed Teams

Enter the number of participants as of the day of the first scheduled contest.

Varsity Teams**Men's Teams****Women's Teams**

Bowling	<input type="text" value="8"/>	<input type="text" value="15"/>
Golf	<input type="text" value="11"/>	<input type="text" value="13"/>
Lacrosse	<input type="text" value="24"/>	<input type="text" value="25"/>
Tennis	<input type="text" value="15"/>	<input type="text" value="15"/>
Track and Field (Outdoor)	<input type="text" value="27"/>	<input type="text" value="25"/>
Total Participants Men's and Women's Teams	<input type="text" value="85"/>	<input type="text" value="93"/>

Coed Teams**Varsity Teams****# Men****# Women**

Equestrian	<input type="text" value="5"/>	<input type="text" value="48"/>
Total Participants Coed Teams	<input type="text" value="5"/>	<input type="text" value="48"/>

Grand Total Participants**Men****Women**

Grand Total Participants	<input type="text" value="90"/>	<input type="text" value="141"/>
Unduplicated Count of Participants (This is a head count. If an individual participates on more than one team, count that individual only once on this line.)	<input type="text" value="90"/>	<input type="text" value="141"/>

Caveat:

(For each men's or women's team that includes opposite sex participants, specify the number of male and the number of female students on that team in this caveat box. This does not apply for coed teams. Additionally, provide any other clarifying information here.)

Several SCAD athletic teams had canceled seasons due to COVID-19: Cross Country, Cycling, Fencing, Indoor Track and Field, Soccer, and Swimming and student athlete counts are not reflected in the above listing per Appendix A, page 85, of the EADA user Guide.

If you save the data on this screen, then return to the screen to make changes, please note you must re-save every screen because the survey system has to recalculate the totals.

Head Coaches - Men's Teams

For each men's team, indicate whether the head coach is male or female, was assigned to the team on a full-time or part-time basis, and whether the coach was employed by the institution on a full-time basis or on a part-time or volunteer basis, by entering a 1 in the appropriate field.

The Swimming and Diving (combined) fields allow up to 2 head coaches. The Track and Field and Cross Country (combined) fields allow up to 3.

Male Head Coaches

Female Head Coaches

Varsity Teams	Male Head Coaches				Female Head Coaches				Total Head Coaches
	Assigned to Team on a Full-Time Basis	Assigned to Team on a Part-Time Basis	Full-Time Institution Employee	Part-Time Institution Employee or Volunteer	Assigned to Team on a Full-Time Basis	Assigned to Team on a Part-Time Basis	Full-Time Institution Employee	Part-Time Institution Employee or Volunteer	
Bowling	<input type="text"/>	<input type="text" value="1"/>	<input type="text" value="1"/>	<input type="text"/>	<input type="text"/>	<input type="text" value="1"/>	<input type="text" value="1"/>	<input type="text"/>	<input type="text" value="2"/>
Golf	<input type="text"/>	<input type="text" value="1"/>	<input type="text" value="1"/>	<input type="text"/>	<input type="text"/>	<input type="text" value="1"/>	<input type="text" value="1"/>	<input type="text"/>	<input type="text" value="2"/>
Lacrosse	<input type="text" value="1"/>	<input type="text"/>	<input type="text" value="1"/>	<input type="text"/>	<input type="text"/>	<input type="text"/>	<input type="text"/>	<input type="text"/>	<input type="text" value="1"/>
Tennis	<input type="text"/>	<input type="text" value="2"/>	<input type="text" value="2"/>	<input type="text"/>	<input type="text"/>	<input type="text"/>	<input type="text"/>	<input type="text"/>	<input type="text" value="2"/>
Track and Field (Outdoor)	<input type="text"/>	<input type="text" value="2"/>	<input type="text" value="2"/>	<input type="text"/>	<input type="text"/>	<input type="text"/>	<input type="text"/>	<input type="text"/>	<input type="text" value="2"/>
Coaching Position	<input type="text" value="1"/>	<input type="text" value="6"/>	<input type="text" value="7"/>	<input type="text" value="0"/>	<input type="text" value="0"/>	<input type="text" value="2"/>	<input type="text" value="2"/>	<input type="text" value="0"/>	<input type="text" value="9"/>

Totals

CAVEAT

Several SCAD athletic teams had canceled seasons due to COVID-19: Cross Country, Cycling, Fencing, Indoor Track and Field, Soccer, and Swimming and head coach counts are not reflected in the above listing per Appendix A, page 85, of the EADA user Guide.

Head Coaches - Women's Teams

For each women's team, indicate whether the head coach is male or female, was assigned to the team on a full-time or part-time basis, and whether the coach was employed by the institution on a full-time basis or on a part-time or volunteer basis, by entering a 1 in the appropriate field.

The Swimming and Diving (combined) fields allow up to 2 head coaches. The Track and Field and Cross Country (combined) fields allow up to 3.

Male Head Coaches

Female Head Coaches

Varsity Teams	Male Head Coaches				Female Head Coaches				Total Head Coaches
	Assigned to Team on a Full-Time Basis	Assigned to Team on a Part-Time Basis	Full-Time Institution Employee	Part-Time Institution Employee or Volunteer	Assigned to Team on a Full-Time Basis	Assigned to Team on a Part-Time Basis	Full-Time Institution Employee	Part-Time Institution Employee or Volunteer	
Bowling	<input type="text"/>	<input type="text" value="1"/>	<input type="text" value="1"/>	<input type="text"/>	<input type="text"/>	<input type="text" value="1"/>	<input type="text" value="1"/>	<input type="text"/>	<input type="text" value="2"/>
Golf	<input type="text"/>	<input type="text" value="1"/>	<input type="text" value="1"/>	<input type="text"/>	<input type="text"/>	<input type="text" value="1"/>	<input type="text" value="1"/>	<input type="text"/>	<input type="text" value="2"/>
Lacrosse	<input type="text"/>	<input type="text"/>	<input type="text"/>	<input type="text"/>	<input type="text" value="1"/>	<input type="text"/>	<input type="text" value="1"/>	<input type="text"/>	<input type="text" value="1"/>
Tennis	<input type="text"/>	<input type="text" value="2"/>	<input type="text" value="2"/>	<input type="text"/>	<input type="text"/>	<input type="text"/>	<input type="text"/>	<input type="text"/>	<input type="text" value="2"/>
Track and Field (Outdoor)	<input type="text"/>	<input type="text" value="2"/>	<input type="text" value="2"/>	<input type="text"/>	<input type="text"/>	<input type="text"/>	<input type="text"/>	<input type="text"/>	<input type="text" value="2"/>
Coaching Position	<input type="text" value="0"/>	<input type="text" value="6"/>	<input type="text" value="6"/>	<input type="text" value="0"/>	<input type="text" value="1"/>	<input type="text" value="2"/>	<input type="text" value="3"/>	<input type="text" value="0"/>	<input type="text" value="9"/>

Totals

CAVEAT

Several SCAD athletic teams had canceled seasons due to COVID-19: Cross Country, Cycling, Fencing, Indoor Track and Field, Soccer, and Swimming and head coach counts are not reflected in the above listing per Appendix A, page 85, of the EADA user Guide.

Head Coaches - Coed Teams

For each coed team, indicate whether the head coach is male or female, was assigned to the team on a full-time or part-time basis, and whether the coach was employed by the institution on a full-time basis or on a part-time or volunteer basis, by entering a 1 in the appropriate field.

The Swimming and Diving (combined) fields allow up to 2 head coaches. The Track and Field and Cross Country (combined) fields allow up to 3.

Male Head Coaches

Female Head Coaches

Varsity Teams	Male Head Coaches				Female Head Coaches				Total Head Coaches
	Assigned to Team on a Full-Time Basis	Assigned to Team on a Part-Time Basis	Full-Time Institution Employee	Part-Time Institution Employee or Volunteer	Assigned to Team on a Full-Time Basis	Assigned to Team on a Part-Time Basis	Full-Time Institution Employee	Part-Time Institution Employee or Volunteer	
Equestrian	<input type="text"/>	<input type="text"/>	<input type="text"/>	<input type="text"/>	<input type="text" value="1"/>	<input type="text"/>	<input type="text" value="1"/>	<input type="text"/>	<input type="text" value="1"/>
Coaching Position Totals	<input type="text" value="0"/>	<input type="text" value="0"/>	<input type="text" value="0"/>	<input type="text" value="0"/>	<input type="text" value="1"/>	<input type="text" value="0"/>	<input type="text" value="1"/>	<input type="text" value="0"/>	<input type="text" value="1"/>

CAVEAT

Head Coaches' Salaries - Men's, Women's and Coed Teams

Enter only salaries and bonuses that your institution pays head coaches as compensation for coaching. Do not include benefits on this screen. Do not include volunteer coaches in calculating the average salary and the Full-Time Equivalent (FTE) Total. For help calculating the FTE total click on the Instructions link on this screen.

Men's Teams Women's Teams Coed Teams

Average Annual Institutional Salary per Head Coaching Position <i>(for coaching duties only)</i>	21,809	21,019	66,076
Number of Head Coaching Positions Used to Calculate the Average	9	9	1
Number of Volunteer Head Coaching Positions <i>(Do not include these coaches in your salary or FTE calculations.)</i>			
Average Annual Institutional Salary per Full-time equivalent (FTE)	24,535	31,528	66,076
Sum of Full-Time Equivalent (FTE) Positions Used to Calculate the Average	8.00	6.00	1.00

CAVEAT

Assistant Coaches - Men's Teams

For each men's team, indicate whether the assistant coach is male or female, was assigned to the team on a full-time or part-time basis, and whether the coach was employed by the institution on a full-time basis or on a part-time or volunteer basis, by entering a 1 in the appropriate field.

Male Assistant Coaches

Female Assistant Coaches

Assigned Assigned

Part-

Assigned Assigned

Part-

Varsity Teams	to Team on a Full-Time Basis	to Team on a Part-Time Basis	Full-Time Institution Employee	Time Institution Employee or Volunteer	to Team on a Full-Time Basis	to Team on a Part-Time Basis	Full-Time Institution Employee	Time Institution Employee or Volunteer	Total Assistant Coaches
Bowling	<input type="text"/>	<input type="text" value="1"/>	<input type="text"/>	<input type="text" value="1"/>	<input type="text"/>	<input type="text"/>	<input type="text"/>	<input type="text"/>	<input type="text" value="1"/>
Golf	<input type="text"/>	<input type="text" value="1"/>	<input type="text"/>	<input type="text" value="1"/>	<input type="text"/>	<input type="text"/>	<input type="text"/>	<input type="text"/>	<input type="text" value="1"/>
Lacrosse	<input type="text"/>	<input type="text" value="1"/>	<input type="text"/>	<input type="text" value="1"/>	<input type="text"/>	<input type="text"/>	<input type="text"/>	<input type="text"/>	<input type="text" value="1"/>
Tennis	<input type="text"/>	<input type="text"/>	<input type="text"/>	<input type="text"/>	<input type="text"/>	<input type="text"/>	<input type="text"/>	<input type="text"/>	<input type="text" value="0"/>
Track and Field (Outdoor)	<input type="text"/>	<input type="text"/>	<input type="text"/>	<input type="text"/>	<input type="text"/>	<input type="text"/>	<input type="text"/>	<input type="text"/>	<input type="text" value="0"/>
Coaching Position Totals	<input type="text" value="0"/>	<input type="text" value="3"/>	<input type="text" value="0"/>	<input type="text" value="3"/>	<input type="text" value="0"/>	<input type="text" value="0"/>	<input type="text" value="0"/>	<input type="text" value="0"/>	<input type="text" value="3"/>

CAVEAT

Assistant Coaches - Women's Teams

For each women's team, indicate whether the assistant coach is male or female, was assigned to the team on a full-time or part-time basis, and whether the coach was employed by the institution on a full-time basis or on a part-time or volunteer basis, by entering a 1 in the appropriate field.

Male Assistant Coaches

Female Assistant Coaches

Varsity Teams	Assigned to Team on a Full-Time Basis	Assigned to Team on a Part-Time Basis	Full-Time Institution Employee	Part-Time Institution Employee	Assigned to Team on a Full-Time Basis	Assigned to Team on a Part-Time Basis	Full-Time Institution Employee	Part-Time Institution Employee	Total Assistant Coaches
---------------	---------------------------------------	---------------------------------------	--------------------------------	--------------------------------	---------------------------------------	---------------------------------------	--------------------------------	--------------------------------	-------------------------

	Time Basis	Time Basis	or Volunteer	Time Basis	Time Basis	or Volunteer			
Bowling	<input type="text"/>	<input type="text" value="1"/>	<input type="text"/>	<input type="text" value="1"/>	<input type="text"/>	<input type="text"/>	<input type="text"/>	<input type="text" value="1"/>	
Golf	<input type="text"/>	<input type="text" value="1"/>	<input type="text"/>	<input type="text" value="1"/>	<input type="text"/>	<input type="text"/>	<input type="text"/>	<input type="text" value="1"/>	
Lacrosse	<input type="text"/>	<input type="text"/>	<input type="text"/>	<input type="text"/>	<input type="text" value="1"/>	<input type="text"/>	<input type="text" value="1"/>	<input type="text" value="1"/>	
Tennis	<input type="text"/>	<input type="text"/>	<input type="text"/>	<input type="text"/>	<input type="text"/>	<input type="text"/>	<input type="text"/>	<input type="text" value="0"/>	
Track and Field (Outdoor)	<input type="text"/>	<input type="text"/>	<input type="text"/>	<input type="text"/>	<input type="text"/>	<input type="text"/>	<input type="text"/>	<input type="text" value="0"/>	
Coaching Position Totals	<input type="text" value="0"/>	<input type="text" value="2"/>	<input type="text" value="0"/>	<input type="text" value="2"/>	<input type="text" value="0"/>	<input type="text" value="1"/>	<input type="text" value="0"/>	<input type="text" value="1"/>	<input type="text" value="3"/>

CAVEAT

Assistant Coaches - Coed Teams

For each coed team, indicate whether the assistant coach is male or female, was assigned to the team on a full-time or part-time basis, and whether the coach was employed by the institution on a full-time basis or on a part-time or volunteer basis, by entering a 1 in the appropriate field.

Male Assistant Coaches

Female Assistant Coaches

Varsity Teams	Assigned to Team on a Full-	Assigned to Team on a Part-	Full-Time Institution Employee	Part-Time Institution Employee	Assigned to Team on a Full-	Assigned to Team on a Part-	Full-Time Institution Employee	Part-Time Institution Employee	Total Assistant Coaches

	Time Basis	Time Basis	or Volunteer	Time Basis	Time Basis	or Volunteer		
Equestrian	<input type="text"/>	<input type="text"/>	<input type="text"/>	<input type="text"/>	<input type="text" value="1"/>	<input type="text"/>	<input type="text" value="1"/>	<input type="text" value="1"/>
Coaching Position Totals	<input type="text" value="0"/>	<input type="text" value="0"/>	<input type="text" value="0"/>	<input type="text" value="0"/>	<input type="text" value="1"/>	<input type="text" value="0"/>	<input type="text" value="1"/>	<input type="text" value="1"/>

CAVEAT

Assistant Coaches' Salaries - Men's, Women's and Coed Teams

Enter only salaries and bonuses that your institution pays assistant coaches as compensation for coaching. Do not include benefits on this screen.
 Do not include volunteer coaches in calculating the average salary and the Full-Time Equivalent (FTE) Total.
 For help calculating the FTE total click on the Instructions link on this screen.

Men's Teams Women's Teams Coed Teams

Average Annual Institutional Salary per Assistant Coaching Position <i>(for coaching duties only)</i>	<input type="text" value="7,587"/>	<input type="text" value="7,075"/>	<input type="text" value="38,307"/>
Number of Assistant Coaching Positions Used to Calculate the Average	<input type="text" value="3"/>	<input type="text" value="3"/>	<input type="text" value="1"/>
Number of Volunteer Assistant Coaching Positions <i>(Do not include these coaches in your salary or FTE calculations.)</i>	<input type="text"/>	<input type="text"/>	<input type="text"/>
Average Annual Institutional Salary per Full-time equivalent (FTE)	<input type="text" value="22,761"/>	<input type="text" value="21,225"/>	<input type="text" value="76,614"/>
Sum of Full-Time Equivalent (FTE) Positions Used to Calculate the Average	<input type="text" value="1.00"/>	<input type="text" value="1.00"/>	<input type="text" value="0.50"/>

CAVEAT

Athletically Related Student Aid - Men's, Women's and Coed Teams

Athletically related student aid is any scholarship, grant, or other form of financial assistance, offered by an institution, the terms of which require the recipient to participate in a program of intercollegiate athletics at the institution. Other student aid, of which a student-athlete simply happens to be the recipient, is not athletically related student aid. If you do not have any aid to report, enter a 0.

	Men's Teams	Women's Teams	Coed Teams	Total
Amount of Aid	1,321,632	1,370,031	93,765	2,785,428
Ratio (percent)	47	49	3	100%

CAVEAT

Recruiting Expenses - Men's, Women's and Coed Teams

Recruiting expenses are all expenses an institution incurs attributable to recruiting activities. This includes, but is not limited to, expenses for lodging, meals, telephone use, and transportation (including vehicles used for recruiting purposes) for both recruits and personnel engaged in recruiting, and other expenses for official and unofficial visits, and all other expenses related to recruiting. If you do not have any recruiting expenses to report, enter a 0.

	Men's Teams	Women's Teams	Coed Teams	Total
Total	49	1,189	1,906	3,144

CAVEAT

Operating (Game-Day) Expenses - Men's, Women's and Coed Teams by Team

Operating expenses are all expenses an institution incurs attributable to home, away, and neutral-site intercollegiate athletic contests (commonly known as "game-day expenses"), for (A) Lodging, meals, transportation, uniforms, and equipment for coaches, team members, support staff (including, but not limited to team managers and trainers), and others; and (B) Officials.

For a sport with a men's team and a women's team that have a combined budget, click [here](#) for special instructions. Report actual numbers, not budgeted or estimated numbers. Please do not round beyond the next dollar.

Men's Teams

Women's Teams

Varsity Teams	Men's Teams			Women's Teams			Total Operating Expenses
	Participants	Operating Expenses per Participant	By Team	Participants	Operating Expenses per Participant	By Team	
Bowling	8	3,137	25,097	15	2,231	33,463	58,560
Golf	11	3,086	33,950	13	3,821	49,669	83,619
Lacrosse	24	2,175	52,189	25	1,960	48,993	101,182
Tennis	15	1,644	24,662	15	2,523	37,851	62,513
Track and Field (Outdoor)	27	932	25,174	25	1,410	35,244	60,418
Total Operating Expenses Men's and	85		161,072	93		205,220	366,292

Women's Teams

Coed Teams

Varsity Teams	Men			Women			Total Operating Expenses
	Participants	Operating Expenses per Participant	By Team	Participants	Operating Expenses per Participant	By Team	
Equestrian	5	53 ✓	263	48	53 ✓	2,525	2,788
Total Operating Expenses of Coed Teams	5		263	48		2,525	2,788

Grand Total Operating Expenses

Grand Total Operating Expenses	90	161,335	141	207,745	369,080
---------------------------------------	----	---------	-----	---------	---------

CAVEAT

Note: This screen is for game-day expenses only.

Total Expenses - Men's, Women's and Coed Teams

Enter all expenses attributable to intercollegiate athletic activities. This includes appearance guarantees and options, athletically related student aid, contract services, equipment, fundraising activities, operating expenses, promotional activities, recruiting expenses, salaries and benefits, supplies, travel, and any other expenses attributable to intercollegiate athletic activities.

Report actual numbers, not budgeted or estimated numbers. Please do not round beyond the next dollar.

Varsity Teams

Men's Teams

Women's Teams

Total

Bowling	301,184	332,411	633,595
Golf	599,897	414,400	1,014,297
Lacrosse	337,866	362,073	699,939
Tennis	330,758	367,077	697,835
Track and Field (Outdoor)	154,735	331,653	486,388
Total Expenses of all Sports, Except Football and Basketball, Combined (Men's and Women's Teams)	1,724,440	1,807,614	3,532,054
Total Expenses Men's and Women's Teams	1,724,440	1,807,614	3,532,054

Coed Teams

Varsity Teams

**Amount Allocated
to Men**

**Amount Allocated
to Women**

Total

Equestrian	57,243	549,537	606,780
Total Expenses Coed Teams	57,243	549,537	606,780

Grand Total Expenses

Total Expenses Men's, Women's and Coed Teams	1,781,683	2,357,151	4,138,834
--	-----------	-----------	-----------

Not Allocated by Gender/Sport (Expenses not attributable to a particular sport or sports)

4,997,391 

Grand Total Expenses

9,136,225

CAVEAT

Total Revenues - Men's, Women's and Coed Teams

Your total revenues must cover your total expenses.

Enter all revenues attributable to intercollegiate athletic activities. This includes revenues from appearance guarantees and options, an athletic conference, tournament or bowl games, concessions, contributions from alumni and others, institutional support, program advertising and sales, radio and television, royalties, signage and other sponsorships, sport camps, state or other government support, student activity fees, ticket and luxury box sales, and any other revenues attributable to intercollegiate athletic activities.

Report actual numbers, not budgeted or estimated numbers. Please do not round beyond the next dollar.

Varsity Team	Men's Teams	Women's Teams	Total
Bowling	302,208	333,777	635,985
Golf	610,498	427,777	1,038,275
Lacrosse	312,726	355,424	668,150
Tennis	339,212	354,892	694,104
Track and Field (Outdoor)	154,735	331,653	486,388
Total Revenues of all Sports, Except Football and Basketball, Combined (Men's and Women's Teams)	1,719,379	1,803,523	3,522,902
Total Revenues Men's and Women's Teams	1,719,379	1,803,523	3,522,902

Coed Teams

Varsity Team	Amount Allocated to Men	Amount Allocated to Women	Total
Equestrian	64,803	622,109	686,912
Total Revenues Coed Teams	64,803	622,109	686,912

Grand Total Revenues




Total Revenues Men's, Women's and Coed Teams	1,784,182	2,425,632	4,209,814
Not Allocated by Gender/Sport (Revenues not attributable to a particular sport or sports)			5,121,513 <input checked="" type="checkbox"/>
Grand Total Revenues for all Teams (includes by team and not allocated by gender/sport)			9,331,327

CAVEAT

Summary - Men's, Women's and Coed Teams

Your Grand Total Revenues must be equal to or greater than your Grand Total Expenses or you will not be able to lock your survey.

	Men's Teams	Women's Teams	Coed Teams	Total
1 <u>Total of Head Coaches' Salaries</u>	196,281	189,171	66,076	451,528
2 <u>Total of Assistant Coaches' Salaries</u>	22,761	21,225	38,307	82,293

3	<u>Total Salaries (Lines 1+2)</u>	219,042	210,396	104,383	533,821
4	<u>Athletically Related Student Aid</u>	 21,632	 70,031	93,765	2,785,428
5	<u>Recruiting Expenses</u>	49	1,189	1,906	3,144
6	<u>Operating (Game-Day) Expenses</u>	161,072	205,220	2,788	369,080
<hr/>					
7	<u>Summary of Subset Expenses (Lines 3+4+5+6)</u>	1,701,795	1,786,836	202,842	3,691,473
8	<u>Total Expenses for Teams</u>	1,724,440	1,807,614	606,780	4,138,834
<hr/>					
9	<u>Total Expenses for Teams Minus Subset Expenses (Line 8 – Line 7)</u>	22,645	20,778	403,938	447,361
10	<u>Not Allocated Expenses</u>				4,997,391
11	<u>Grand Total Expenses (Lines 8+10)</u>				9,136,225
12	<u>Total Revenues for Teams</u>	1,719,379	1,803,523	686,912	4,209,814
13	<u>Not Allocated Revenues</u>				5,121,513
14	<u>Grand Total Revenues (Lines 12+13)</u>				9,331,327
15	<u>Total Revenues for Teams minus Total Expenses for Teams (Line 12-Line 8)</u>	-5,061	-4,091	80,132	70,980
16	<u>Grand Total Revenues Minus Grand Total Expenses (Line 14-Line 11)</u>				 5,102

To return to a data entry screen, click on the link in the [Navigation Menu](#).
To proceed to the Supplemental Information screen, click on the link in the [Navigation Menu](#) or click on the "Next" button on this screen.

Supplemental Information (optional)

This screen may be used to help the reader better understand the data you have provided, or to help a prospective student-athlete make an informed choice of an athletics program.

This information will be viewable on the EADA public website. Please do not include the names of individuals or write messages to the help desk.

To explain specific data entered on a previous screen, please use the caveat box on that screen.